

What is GreaterMaconWorks.com?

GreaterMaconWorks.com is an interactive workforce development platform that links recruitment, skill building, and career navigation into one comprehensive system. It was developed to close the workforce gaps by informing, educating and developing students and job seekers, while directly connecting them to employers, career pathways and local jobs.

How do employers join GreaterMaconWorks.com?

Employers register in the community-supported system to generate interest in their company and their local jobs by engaging the workforce and students. Companies are able to build a profile page that markets their company as well as post available positions that users can apply for directly through the platform.

1. Registering in GreaterMaconWorks.com is simple, just go to www.greatermaconworks.com and click "Register Now"





2. Choose your user-type – “EMPLOYERS”


SIGN UP


LOGIN

SIGN UP

 I AM UNDER 18

 I AM OVER 18


 EMPLOYERS

 TRAINING PROVIDERS

3. Answer a few questions about your organization and click “Sign Up” to get started!

EMPLOYERS/TRAINING PROVIDERS


ABOUT YOU



Fields with a * are required

- * Organization Name
Test Company
- * Contact Name
Test User
- * Email
testuser@email.com
- * Confirm Email
testuser@email.com
- * Zip/Postal Code
31201
- * Password
.....
- * Confirm Password
.....
- * Phone Number (XXX) XXX-XXXX
(478) 555-5555

SECURE YOUR ACCOUNT



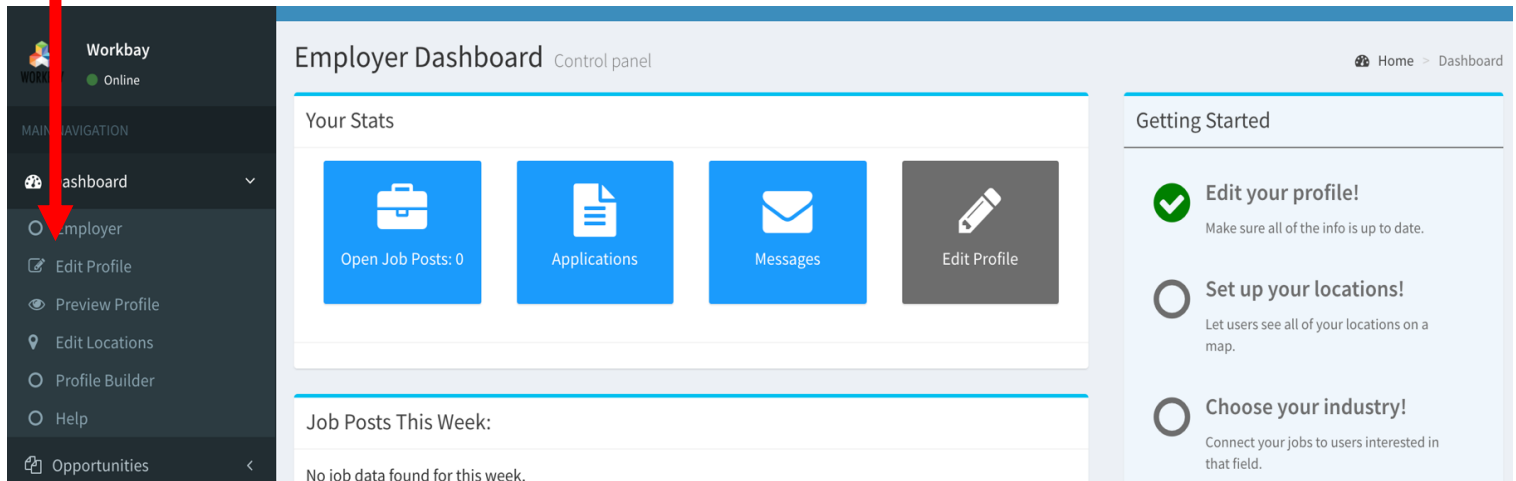
SIGN UP

By signing up you agree to our [Terms of Use](#) and [Privacy Policy](#)

Set-up a Company Profile

Create a comprehensive profile that can be viewed on GreaterMaconWorks.com by the community.

1. To get started, go to the left-hand side of the dashboard, click the arrow next to "Dashboard" and then select "Edit Profile".



2. On the profile page, you can add information about your company, upload your company logo as well as pictures and videos about your company. The more robust the profile, the more job seekers can learn about your company and you can gain interest in your positions.

Edit Profile

A screenshot of the 'Edit Profile' page. At the top is a navigation bar with tabs: 'EDIT PROFILE' (highlighted with a red arrow), 'CAREER FAIR', 'CHANGE PASSWORD', 'PROFILE MEDIA', 'INDUSTRY', 'SKILLS-BASED VOLUNTEERISM', 'JOB CARDS', and 'RECOMMENDED LEARNING'. The page is divided into two main sections: 'Required Information' and 'Optional Information'. The 'Required Information' section contains fields for 'Account Username' (workbay@workbay.net), 'Email address' (workbay@workbay.net), 'Company Name' (Workbay), 'Postal Code' (55416), and 'Address'. To the right of these fields is a map showing the location of 'CENTURA VILLAGE' and 'Children's Minnesota Hospital'. The 'Optional Information' section contains fields for 'Company Website' (www.workbay.net), 'Company Info Email' (info@workbay.net), 'Company Phone' (9293068270), 'Main Office Location Name' (Main Location), and 'Short Company Description'.

Post positions to GreaterMaconWorks.com using your Recruiting System

(This option is generally utilized by large organizations)

GreaterMaconWorks.com can set-up an API connection that connects directly to your current recruiting management system. This connection allows all of your current job posts to automatically populate in GreaterMaconWorks.com and link to your profile.

Setting up an API connection is easy. Our platform works well with RSS or API feeds of all job posts, in either XML or JSON format. It can be provided by a URL link, or through an FTP connection whatever works best for your providing system. To get this connection set-up, you can send the contact information of your IT contact to Terri Kinloch at terri@workbay.net, so a meeting can be scheduled to establish the connection.